

**SECURITIES AND INVESTMENT
COMPANY BSC (c)**

**CONDENSED CONSOLIDATED INTERIM
FINANCIAL INFORMATION**

31 March 2017

Comprehensive investment services for the Bahrain and GCC securities market

Commercial registration : 33469

Board of Directors : Abdulla bin Khalifa Al Khalifa,
Chairman of the Board and Chairman of the Investment Committee

Hussain Al Hussaini,
Vice Chairman of the Board & Member of the Investment Committee

Prakash Mohan
Member of the Investment Committee

Fahad Murad
*Chairman of Nominations, Remuneration &
Corporate Governance Committee*

Mohammed Abdulla
*Vice Chairman of Nominations, Remuneration &
Corporate Governance Committee*

Khurram Ali Mirza
*Member of Nominations, Remuneration &
Corporate Governance Committee*

Anwar Abdulla Ghuloom
Member of the Audit Committee

Waleed Al Braikan
Member of the Audit Committee

Emad Al Saudi
Member of the Audit Committee

Chief Executive Officer : Najla M. Al Shirawi

Office : BMB Centre
PO Box 1331, Kingdom of Bahrain
Telephone 17515000, Fax 17514000

Bankers : Bank of Bahrain and Kuwait BSC

Auditors : KPMG

CONDENSED CONSOLIDATED INTERIM FINANCIAL INFORMATION
for the period ended 31 March 2017

CONTENTS	Page
Independent auditors' report on review of condensed consolidated Interim financial information	1
Condensed Consolidated Interim Financial Information	
Condensed consolidated statement of financial position	2
Condensed consolidated statement of profit or loss	3
Condensed consolidated statement of comprehensive income	4
Condensed consolidated statement of changes in equity	5-6
Condensed consolidated statement of cash flows	7
Notes to the condensed consolidated interim financial information	8-15



KPMG Fakhro
Audit
12th Floor, Fakhro Tower
PO Box 710, Manama
Kingdom of Bahrain

Telephone +973 17 224807
Fax +973 17 227443
Website: www.kpmg.com/bh
CR No. 6220

Independent auditors' report on review of condensed consolidated interim financial information

9 May 2017

The Board of Directors
Securities and Investment Company BSC (c)
PO Box 1331
Manama
Kingdom of Bahrain

Introduction

We have reviewed the accompanying 31 March 2017 condensed consolidated interim financial information of Securities and Investment Company BSC (c) (the "Bank"), which comprises:

- the condensed consolidated statement of financial position as at 31 March 2017;
- the condensed consolidated statement of profit or loss for the three month period ended 31 March 2017;
- the condensed consolidated statement of comprehensive income for the three month period ended 31 March 2017;
- the condensed consolidated statement of changes in equity for the three month period ended 31 March 2017;
- the condensed consolidated statement of cash flows for the three month period ended 31 March 2017; and
- notes to the condensed consolidated interim financial information.

The Board of Directors of the Bank is responsible for the preparation and presentation of this condensed consolidated interim financial information in accordance with IAS 34, 'Interim Financial Reporting'. Our responsibility is to express a conclusion on this condensed consolidated interim financial information based on our review.

Scope of Review

We conducted our review in accordance with the International Standard on Review Engagements 2410, "*Review of Interim Financial Information Performed by the Independent Auditor of the Entity*". A review of interim financial information consists of making inquiries, primarily of persons responsible for financial and accounting matters, and applying analytical and other review procedures. A review is substantially less in scope than an audit conducted in accordance with International Standards on Auditing and consequently does not enable us to obtain assurance that we would become aware of all significant matters that might be identified in an audit. Accordingly, we do not express an audit opinion.

Conclusion

Based on our review, nothing has come to our attention that causes us to believe that the accompanying 31 March 2017 condensed consolidated interim financial information is not prepared, in all material respects, in accordance with IAS 34, 'Interim Financial Reporting'.

KPMG Fakhro
Partner Registration No. 137

Securities and Investment Company BSC (c)


CONDENSED CONSOLIDATED STATEMENT OF FINANCIAL POSITION
as at 31 March 2017


Bahraini Dinars '000

	Note	31 March 2017 (reviewed)	31 December 2016 (audited)
ASSETS			
Cash and cash equivalents		79,540	80,900
Treasury bills		12,500	16,256
Investments at fair value through profit or loss	12	23,737	28,040
Investments at fair value through other comprehensive income	13	4,667	4,793
Investments at amortized cost		8,879	8,923
Fees receivable		1,067	1,164
Other assets		10,007	5,481
Furniture, equipment and intangibles		1,538	1,507
Total assets		141,935	147,064
LIABILITIES AND EQUITY			
Liabilities			
Short-term bank borrowings		35,777	39,255
Customer accounts		41,119	42,994
Payable to other unit holders in consolidated funds		2,652	2,830
Other liabilities		5,048	3,903
Total liabilities		84,596	88,982
Equity			
Share capital		42,849	42,849
Shares under employee share incentive scheme		(1,599)	(1,599)
Statutory reserve		6,661	6,661
General reserve		3,217	3,217
Investments fair value reserve		(71)	(251)
Retained earnings		6,282	7,205
Total equity (page 5)		57,339	58,082
Total liabilities and equity		141,935	147,064

The Board of Directors approved the condensed consolidated interim financial information on 9 May 2017 and signed on its behalf by:


Abdulla Bin Khalifa Al Khalifa
Chairman


Hussain Al Hussaini
Vice Chairman of the Board



Najla M. Al Shirawi
Chief Executive Officer

The accompanying notes 1 to 16 form an integral part of these condensed consolidated financial statements.

CONDENSED CONSOLIDATED STATEMENT OF PROFIT OR LOSS
For the three months ended 31 March 2017

Bahraini Dinars '000


	Note	31 March 2017 (reviewed)	31 March 2016 (reviewed)- (restated)
Net investment income	14	1,218	(68)
Net fee and commission income		676	604
Brokerage and other income		583	519
Interest income		424	258
Total income		2,901	1,313
Staff and related expenses		976	957
Interest expense		155	43
Other operating expenses		418	412
Share of profit / (loss) of other unit holders in consolidated funds		35	(129)
Total expenses		1,584	1,283
Profit for the period		1,317	30
Basic and diluted earnings per share (fils)		3.07	0.07



Abdulla Bin Khalifa Al Khalifa
Chairman



Hussain Al Hussaini
Vice Chairman of the Board



Najla M. Al Shirawi
Chief Executive Officer

The accompanying notes 1 to 16 form an integral part of these condensed consolidated financial statements.

Securities and Investment Company BSC (c)

CONDENSED CONSOLIDATED STATEMENT OF COMPREHENSIVE INCOME
for the three months ended 31 March 2017

Bahraini Dinars '000

	31 March 2017 (reviewed)	31 March 2016 (reviewed)- (restated)
Profit for the period	1,317	30
Other comprehensive income		
Items that are or may be reclassified to profit or loss in subsequent periods:		
Investments fair value reserve (through other comprehensive income investments)	-	-
Items that will not be reclassified to profit or loss in subsequent periods:		
Investments fair value reserve (through other comprehensive income investments):		
- Net change in fair value of FVTOCI equity instruments	107	(592)
Total other comprehensive income for the period	107	(592)
Total comprehensive income for the period	1,424	(562)

The accompanying notes 1 to 16 form an integral part of these condensed consolidated financial statements.

Securities and Investment Company BSC (c)

CONDENSED CONSOLIDATED STATEMENT OF CHANGES IN EQUITY
for the three months ended 31 March 2017

Bahraini Dinars '000

2017 (reviewed)	Note	Share capital	Shares under employee share incentive scheme	Statutory reserve	General reserve	Investments fair value reserve	Retained earnings	Total equity
Balance at 1 January 2017		42,849	(1,599)	6,661	3,217	(251)	7,205	58,082
Profit for the period		-	-	-	-	-	1,317	1,317
Other comprehensive income:								
Investments fair value reserve (Investments at fair value through other comprehensive income):		-	-	-	-	107	-	107
- Net change in fair value of FVTOCI investments		-	-	-	-	73	(73)	-
- Net amount transferred to retained earnings on sale of FVTOCI equity securities		-	-	-	-	-	-	-
Total other comprehensive income		-	-	-	-	180	(73)	107
Total comprehensive income for the period		-	-	-	-	180	1,244	1,424
- Transfer to charitable donations		-	-	-	-	-	(25)	(25)
Transaction with owners recognized directly in equity:		-	-	-	-	-	(2,142)	(2,142)
- Dividends declared for 2016		-	-	-	-	-	-	-
Balance at 31 March 2017		42,849	(1,599)	6,661	3,217	(71)	6,282	57,339

The accompanying notes 1 to 16 form an integral part of these condensed consolidated financial statements.

Securities and Investment Company BSC (c)

CONDENSED CONSOLIDATED STATEMENT OF CHANGES IN EQUITY
for the three months ended 31 March 2017 (continued)

Bahraini Dinars '000

	Share capital	Shares under employee share incentive scheme	Statutory reserve	General reserve	Investments fair value reserve	Retained earnings	Total equity
2016 Reviewed (restated)							
Balance at 1 January 2016	42,849	(1,599)	6,427	3,217	(567)	8,112	58,439
- Impact on early adoption of IFRS 9 at 1 January 2016	-	-	-	-	(4)	4	-
Balance as restated at 1 January 2016	42,849	(1,599)	6,427	3,217	(571)	8,116	58,439
Profit for the period	-	-	-	-	-	30	30
Other comprehensive income:							
Investments fair value reserve (Investments at fair value through other comprehensive income):	-	-	-	-	(592)	-	(592)
- Net change in fair value	-	-	-	-	(592)	-	(592)
Total other comprehensive income	-	-	-	-	(592)	-	(592)
Total comprehensive income for the period	-	-	-	-	(592)	30	(562)
Transaction with owners recognized directly in equity:							
- Dividends declared for 2015	-	-	-	-	-	(2,142)	(2,142)
Balance at 31 March 2016	42,849	(1,599)	6,427	3,217	(1,163)	6,004	55,735

The accompanying notes 1 to 16 form an integral part of these condensed consolidated financial statements.

CONDENSED CONSOLIDATED STATEMENT OF CASH FLOWS
For the three months ended 31 March 2017

Bahraini Dinars '000

	31 March 2017 (reviewed)	31 March 2016 (reviewed) (restated)
Operating activities		
Net interest received	594	332
Net sale / (purchase) of investments at fair value through profit or loss	4,927	(448)
Net sale / (purchase) of investments at fair value through other comprehensive income	126	3,551
Net sale / (purchase) of investments at amortised cost	35	(1,121)
Net (decrease) / increase in customer accounts	(1,875)	4,897
Dividends received	208	328
Movement in brokerage accounts and other receivables	(2,993)	1,442
Movement in other liabilities	1,298	(22)
Payments for staff and related expenses	(1,129)	(1,189)
Payments for other operating expenses	(467)	(352)
Net cash from operating activities	724	7,418
Investing activities		
Net capital expenditure on furniture and equipment	(79)	(34)
Net cash (used in) investing activities	(79)	(34)
Financing activities		
Net repayment of short-term bank borrowings	(3,478)	(3,240)
Dividends paid	(2,142)	(2,142)
Distribution to other unit holders in consolidated fund	(141)	-
Net cash (used in) financing activities	(5,761)	(5,382)
Net (decrease) / increase in cash and cash equivalents	(5,116)	2,002
Cash and cash equivalents at the beginning of the period	97,156	61,724
Cash and cash equivalents at the end of the period	92,040	63,726
Represented by:		
Cash and bank	18,290	21,593
Call deposits	3,416	2,551
Short-term placements with original maturities of 3 months or less	57,834	39,333
Treasury bills	12,500	249
	92,040	63,726

The accompanying notes 1 to 16 form an integral part of these condensed consolidated financial statements.

NOTES TO THE CONDENSED CONSOLIDATED INTERIM FINANCIAL INFORMATION
for the three months ended 31 March 2017

Bahraini Dinars '000

1. Reporting entity

This condensed financial information is the reviewed condensed consolidated interim financial information (the "condensed consolidated interim financial information") of Securities and Investment Company BSC (c) (the "Bank") and its subsidiaries (the "Group"). The Bank operates under a wholesale banking license issued by the Central Bank of Bahrain.

2. Basis of preparation

The condensed consolidated interim financial information has been prepared in accordance with International Accounting Standard 34 (Interim Financial Reporting), which permits the interim financial information to be in summarized form. The condensed consolidated interim financial information does not include all of the information required for full annual financial statements and should be read in conjunction with the audited financial statements of the Group for the year ended 31 December 2016. However, selected explanatory notes are included to explain events and transactions that are significant to an understanding of the changes in the Group's financial position and performance since the last annual consolidated financial statements as at and for the year ended 31 December 2016.

3. Accounting policies

The condensed consolidated interim financial information has been prepared using the same accounting policies and methods of computation applied in the preparation of the Groups' audited annual financial statements for the year ended 31 December 2016 except for the adoption of new standards and interpretations effective 1 January 2017. The adoption of these standards did not have a significant impact on the condensed consolidated interim financial information.

Restatement

The Group adopted IFRS 9 Financial Instruments: Recognition and Measurement (IFRS 9) on 1 January 2016 in advance of its compulsory effective date. As at the date of initial application, i.e. the date on which the Group has assessed the classification and measurement of its existing financial assets and financial liabilities. The Group has voluntarily early adopted this standard, as it is considered to result in the recognition and measurement of financial instruments on a basis that more appropriately reflects the operations and performance of the Group.

Since the decision to early adopt IFRS 9 effective from 1 January 2016 was taken in Q4 2016, the comparative figures for 31 March 2016 have been restated. The impact of the early adoption of IFRS as at 1 January 2016 has been recognized in retained earnings and investments fair value reserve at that date.

The effect of the restatement in the comparative period on adoption of IFRS 9 is given below:

Profit or loss statement

	31 March 2016		
	As previously reported	Restatement adjustment	After restatement
Net investment income	(10)	(58)	(68)
Impairment	381	(381)	-

NOTES TO THE CONDENSED CONSOLIDATED INTERIM FINANCIAL INFORMATION
for the three months ended 31 March 2017

Bahraini Dinars '000

3. Accounting policies (continued)

Statement of comprehensive income

	31 March 2016		
	As previously reported	Restatement adjustment	After restatement
Loss for the period	(293)	323	30
Net change in fair value	(924)	332	(592)
Net amount transferred to income statement on sale or impairment	655	(655)	-

4. The condensed consolidated interim financial information is reviewed, not audited.

5. Estimates

The preparation of the condensed consolidated interim financial information requires management to make judgments, estimates and assumptions that affect the application of accounting policies and the reported amounts of assets and liabilities, income and expense. Actual results may differ from these estimates.

In preparing these condensed consolidated interim financial information, the significant judgments made by the management in applying the Group's accounting policies and the key sources of estimation uncertainty were the same as those that applied to the financial statements for the year ended 31 December 2016.

6. Financial risk management

The Group's activities expose it to a variety of financial risks: market risk, credit risk and liquidity risk.

The condensed consolidated interim financial information do not include all financial risk management information and disclosures required in the annual financial statements and they should be read in conjunction with the Group's audited annual financial statements for the year ended 31 December 2016. There have been no changes in the risk management department or in any risk management policies since 31 December 2016.

7. Operating segments

The Group's lines of business are brokerage, asset management, corporate finance, market making and custody business. At present the Group's revenue is reviewed by lines of business and the expenses and results are reviewed at Group level. Accordingly there are no reportable segments.

8. Cyclicity

Due to nature of the Bank's business, the three months' results reported in this condensed consolidated interim financial information may not represent a proportionate share of the overall annual results.

9. Appropriations

At the shareholders Annual General Meeting for the year 2016 on 30 March 2017, the shareholders resolved to make the appropriations of the profit for the year ended 31 December 2016 which were effected during the quarter. These include cash dividend of BD 2,142 representing 5% of paid up capital and charitable donations of BD 25.

NOTES TO THE CONDENSED CONSOLIDATED INTERIM FINANCIAL INFORMATION
for the three months ended 31 March 2017

Bahraini Dinars '000

10. Shares under employee share incentive scheme

The Group operates Employee Share Incentive Scheme ("the Scheme") through a Trust. The Trust has been set up by the transfer of shares of the Bank allotted to the employees under the Scheme. The shares under the Scheme are treated as Treasury Shares and deducted from equity. Under the Scheme, employees are entitled to receive a portion of their performance bonus and compensation in the form of share based awards ("awards"). The fair value of the awards is determined based on the net book value at the grant date. For accounting purposes and in accordance with IFRS 2 "Share Based Payments", the Scheme is treated as a cash-settled share based payment as the employees eventually receive a cash settlement on resignation or retirement, subject to service conditions adjustment of the scheme.

11. Contingent and memorandum accounts

	As at 31 March 2017	As at 31 December 2016
Assets under custody	2,062,007	1,947,789
Assets under management	419,351	395,904
Contingencies	5,100	5,100
Commitments	2,017	1,623

12. Investments at fair value through profit or loss

	As at 31 March 2017	As at 31 December 2016
Quoted equity securities – (listed)		
- Consolidated funds	3,148	2,638
- Parent	3,429	3,215
Funds		
- Quoted	2,686	3,710
- Unquoted	4,256	6,827
Quoted debt securities		
- Parent	6,405	8,136
- Consolidated funds	3,813	3,514
	23,737	28,040

13. Investments at fair value through other comprehensive income

	As at 31 March 2017	As at 31 December 2016
Equity securities		
- Quoted (listed)	2,067	2,185
- Unquoted	371	377
	2,438	2,562
Debt securities		
- Quoted	112	112
- Unquoted	2,117	2,119
	2,229	2,231
	4,667	4,793

NOTES TO THE CONDENSED CONSOLIDATED INTERIM FINANCIAL INFORMATION
for the three months ended 31 March 2017

Bahraini Dinars '000

14. Net investment income

	Three months ended	
	31 March 2017	31 March 2016 (restated)
Net gain / (loss) from investments at fair value through profit or loss	615	(652)
Interest income from debt instruments	395	256
Dividend income	208	328
	1,218	(68)

Gain from investments at fair value through profit or loss comprises the following:

	Three months ended	
	31 March 2017	31 March 2016 (restated)
Realized gain / (loss)	94	(184)
Unrealized gain / (loss)	521	(468)
	615	(652)

The realized gain from investments at fair value through profit or loss represents the difference between the carrying amount of investments at the beginning of the reporting period, or the transaction price if it was purchased in the current reporting period, and its sale or settlement price.

The unrealized gain represents the difference between the carrying amount of investments at the beginning of the period, or the transaction price if it was purchased in the current reporting period, and its carrying amount at the end of the period.

15. Related parties

The following are the related party transactions during the period. All these transactions are in the ordinary course of business and on normal commercial terms. Transactions with funds owned by the Subsidiary Companies namely SICO Funds Company BSC (c), SICO Funds Company III BSC (c), SICO Funds Company IV BSC (c), SICO Funds Company VI BSC (c), SICO Funds Company VII BSC (c), SICO Funds Company VIII BSC (c) and SICO Ventures Company SPC are as follows:

	Three months ended	
	31 March 2017	31 March 2016
Fee income	72	77

	As at 31 March 2017	As at 31 December 2016
Fee receivable	72	200
Funds under management	62,078	61,888
Investments in own funds	2,300	2,245

Transactions with shareholders

	Three months ended	
	31 March 2017	31 March 2016
Fee income	90	89

	As at 31 March 2017	As at 31 December 2016
Fee receivable	90	115
Funds under management	56,220	55,429

The Group has banking relationships, makes deposits and placements and has unutilized credit facilities with certain of its shareholders that are local banks.

NOTES TO THE CONDENSED CONSOLIDATED INTERIM FINANCIAL INFORMATION
for the three months ended 31 March 2017

Bahraini Dinars '000

16. Fair value

- (i) Set out below is a comparison of the carrying amounts and fair values of financial instruments as at 31 March 2017:

	31 March 2017		31 December 2016	
	Carrying amount	Fair value	Carrying amount	Fair value
Assets				
Investments at amortized cost	8,879	9,189	8,923	9,065
Investments at fair value through profit or loss	23,737	23,737	28,040	28,040
Investments at fair value through other comprehensive	4,667	4,667	4,793	4,793
Total assets	37,283	37,593	41,756	41,898
Liabilities				
Short-term bank borrowings	35,777	35,777	39,255	39,255
Payable to unit holders	2,652	2,652	2,830	2,830
Total liabilities	38,429	38,429	42,085	42,085

All investments at fair value through other comprehensive income, investments at fair value through profit or loss are carried at fair value. Investments at amortized cost are carried at amortized cost.

- (ii) Fair value hierarchy

The Group measures fair values of financial instruments using the following fair value hierarchy that reflects the significance of the inputs used in making the measurements from the date of reclassification

Level 1: Quoted prices (unadjusted) in active markets for identical assets or liabilities.

Level 2: Valuation techniques based on observable inputs, either directly (i.e. as prices) or indirectly (i.e. derived from prices). This category includes instruments valued using quoted market prices in active markets for similar instruments; quoted prices for identical or similar instruments in markets that are considered less than active; or other valuation techniques where all significant inputs are directly observable from market data.

Level 3: Valuation techniques using significant unobservable inputs. This category includes instruments where the valuation technique includes inputs not based on market observable data.

The table below analyses financial assets and liabilities carried at fair value, by the level in the fair value hierarchy into which the fair value measurement is categorized.

**NOTES TO THE CONDENSED CONSOLIDATED INTERIM FINANCIAL INFORMATION
for the three months ended 31 March 2017**

Bahraini Dinars '000

16. Fair value (continued)

As at 31 March 2017

Assets

Fair value through other comprehensive income investments:

	Level 1	Level 2	Level 3	Total
- Equities	2,067	-	371	2,438
- Debt securities	112	2,117	-	2,229

Fair value through profit or loss:

- Equity	6,576	-	-	6,576
- Debt securities	9,710	509	-	10,219
- Funds	3,126	2,863	953	6,942

Investments at amortized cost:

- Debt securities	9,189	-	-	9,189
-------------------	-------	---	---	-------

Liabilities

- Payable to unit holders in consolidated funds	(2,652)	-	-	(2,652)
---	---------	---	---	---------

28,128	5,489	1,324	34,941
---------------	--------------	--------------	---------------

The following table analyses the movement in Level 3 financial assets during the period:

At 1 January 2017

Total loss :

- in income statement
- in other comprehensive income

Purchases

Settlements

Transfers into / (out) of level 3

At 31 March 2017

Level 3 31 March 2017	
	1,264
	-
	60
	-
	-
	-
	1,324

Securities and Investment Company BSC (c)

NOTES TO THE CONDENSED CONSOLIDATED INTERIM FINANCIAL INFORMATION
for the three months ended 31 March 2017

Bahraini Dinars '000

16. Fair value (continued)

	Level 1	Level 2	Level 3	Total
As at 31 December 2016				
Assets				
Fair value through other comprehensive income investments:				
- Equities	2,185	-	377	2,562
- Debt securities	112	2,119	-	2,231
Fair value through profit or loss:				
- Equity	5,853	-	-	5,853
- Debt securities	11,180	470	-	11,650
- Funds	6,870	2,780	887	10,537
Investments at amortized cost:				
- Debt securities	8,923	-	-	8,923
Liabilities				
- Payable to unit holders in consolidated funds	(2,830)	-	-	(2,830)
	32,293	5,369	1,264	38,926

The following table analyses the movement in Level 3 financial assets during the period:

	Level 3 31 March 2016
At 1 January 2016	575
Total loss :	
- in income statement	-
- in other comprehensive income	125
Purchases	479
Settlements	-
Transfers into / (out) of level 3	-
At 31 March 2016	1,179